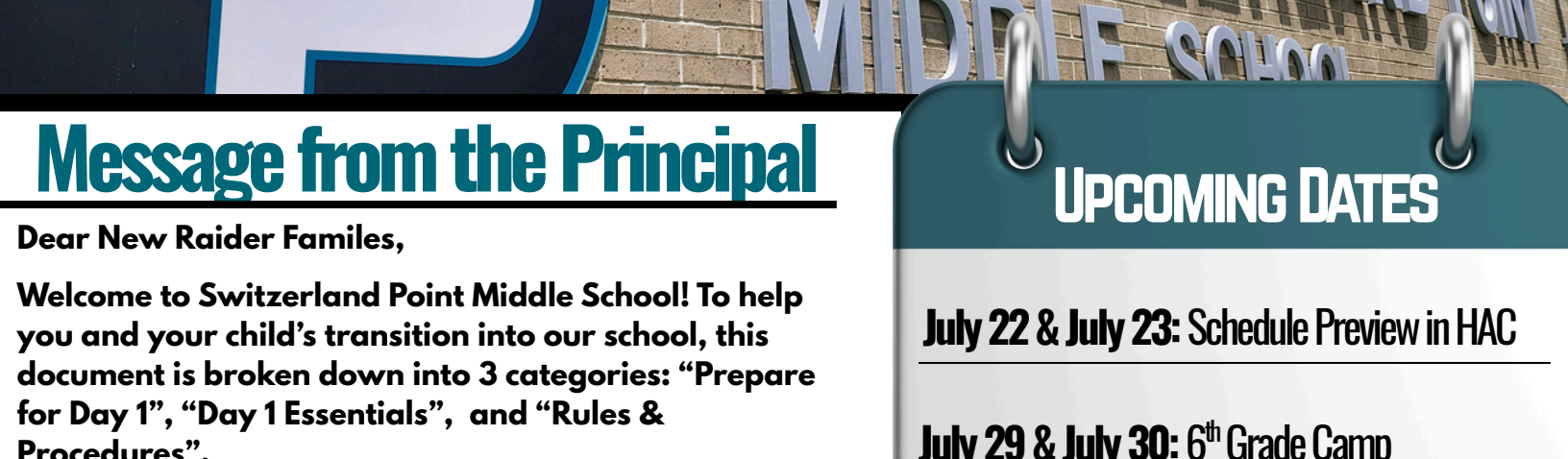


NEW RAIDER INFO

Switzerland Point Middle School



Message from the Principal

Dear New Raider Families,

Welcome to Switzerland Point Middle School! To help you and your child's transition into our school, this document is broken down into 3 categories: "Prepare for Day 1", "Day 1 Essentials", and "Rules & Procedures".

Additional information will be provided weekly after July 3rd through ParentSquare and posted on our school website.

Trevor Abbs
Principal, Switzerland Point Middle School

UPCOMING DATES

July 22 & July 23: Schedule Preview in HAC

July 29 & July 30: 6th Grade Camp

Friday, August 7: Meet the Teacher Event

Monday, August 10: FIRST DAY OF SCHOOL

PEOPLE TO KNOW RAIDER ADMINISTRATION



Mr. Trevor Abbs
PRINCIPAL
trevor.abbs@stjohns.k12.fl.us



Mr. Matthew Duggan
ASSISTANT PRINCIPAL
matthew.duggan@stjohns.k12.fl.us



Ms. Kristen Weber
ASSISTANT PRINCIPAL
kristen.weber@stjohns.k12.fl.us

PREPARE FOR DAY 1

SCHOOL SUPPLIES

[CLICK HERE >>](#)
to view **SUGGESTED** School Supplies

SCHEDULE PREVIEW

July 22 and July 23
Registered student schedule available in Home Access Center for Preview

ONLY PARENTS SHOULD HAVE ACCESS TO VIEW THEIR STUDENTS SCHEDULES IN HAC. New students will receive their HAC passwords shortly after registration.

For more information about HAC, please visit the SJCS D website: [Registered student schedule available in Home Access Center for Preview](#)

SPMS 6TH GRADE CAMP

Rising 6th graders are invited to attend our 6th grade camp. Students will spend two days getting to know the SPMS campus, learning about middle school life, walking their schedule, meeting new friends and teachers, and having a great time!

Limited Spaces Available!
Register and Pay Today!



Registration is now open at the QR code and link below.

<https://www.schoolpay.com/pay/for/SPMS-6th-Grade-Summer-Camp-2026/Se2VAIP>

JULY 29-30, 2026

Camp runs from 8:00-2:00 on each day

Email miriam.amatangelo@stjohns.k12.fl.us with questions.

Home Access Center

St. Johns County School District

MEET THE TEACHER

Friday, August 7

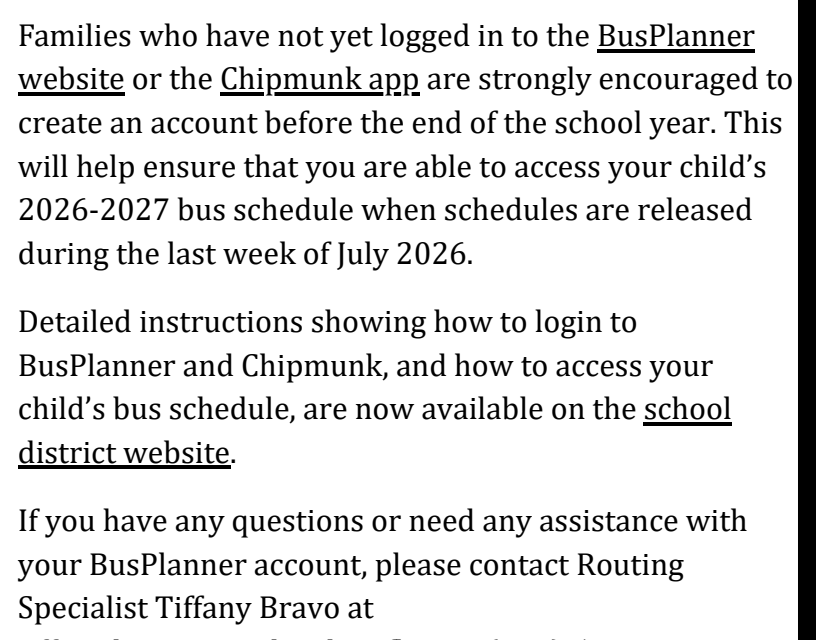
- 8AM - 9AM: Last Names A-H
- 9AM - 10AM: Last Names I-P
- 10AM - 11AM: Last Names Q-Z

AUDITORIUM: Lockers
CAFETERIA: Join PTSO
CAFETERIA: Purchase Spirit Wear from PTSO
GUIDANCE OFFICE: Residency Information/HAC
GYM: PE Uniforms
MEDIA CENTER: Schoology Related Questions

Access your schedule in HAC before you ARRIVE!

DAY 1 ESSENTIALS

ARRIVAL AND DEPARTURE



BICYCLES AND SCOOTERS

Students may ride bicycles & scooters. All bicycles & scooters must be parked and locked in the racks provided. Students may never ride through the bus loading area or on campus. Everyone is required by law to wear a bike helmet when riding bicycles & scooters.

MORNING PARENT DROP OFF

You will be directed by the YRO to pull forward or to pull around the loop. Either way, we ask that you pull all the way forward to the cone/sign so we may keep the flow of traffic moving. Please DO NOT RANDOMLY STOP in the drop off line. This affects the movement of traffic. Once you are through the gate and stopped, have your student exit the vehicle. If you pull around the loop, we ask your students exit on the right and move into the grass at the right.

In the morning, there will be no parking in the roundabout. This is for drop-off and thru traffic only. There will be no passing of cars in the morning.

PARENT DROPOFF AND PICKUP

Students can be dropped off starting at 6:50 AM. The doors will open at 7:10. At 7:10, students will go to their lockers and then either to breakfast or their first period class.

Students are permitted to go to the cafeteria from 7:10-7:25 if they are purchasing food from our cafeteria. They must eat and then go directly to first period. Anyone arriving to first period after 7:30 will be marked tardy.

AFTERNOON PARENT PICK UP

Please be sure to pull all the way forward and have your student come to you so we may keep the flow of traffic moving. After your student is in the car, you may go left around the loop to exit the parking lot.

***We will be passing out signs for you to hang in your windshield with the name of your student so we can call their name to expedite the pick up line.

STAYING AFTER SCHOOL

Students that are staying after school for any reason, such as make-up work, review sessions, club meetings, or sports, are under the sponsoring teacher's supervision until the parent arrives. Students are NOT allowed to sit outside or in the main office unsupervised waiting for their ride. Please be in the parking lot at the time of dismissal from after-school activities.

BUS TRANSPORTATION


All student pick-up and drop-off times and locations will be provided exclusively through BusPlanner.

Families who have not yet logged in to the [BusPlanner website](#) or the [Chipmunk app](#) are strongly encouraged to create an account before the end of the school year. This will help ensure that you are able to access your child's 2026-2027 bus schedule when schedules are released during the last week of July 2026.

Detailed instructions showing how to login to BusPlanner and Chipmunk, and how to access your child's bus schedule, are now available on the [school district website](#).

If you have any questions or need any assistance with your BusPlanner account, please contact Routing Specialist Tiffany Bravo at tiffany.bravo@stjohns.k12.fl.us or (904) 547-8076.

When a student rides a bus, they must ride the bus the Transportation Department has assigned to them. Bus drivers are authorized to issue referrals for rule infractions which could result in disciplinary action, including a bus suspension. Parent requests or complaints regarding bus service should be directed to Transportation at 904-547-7810.




Exciting News for SJCS D Parents!

Welcome to the Bus Planner Transportation Parent Portal!

- Easy direct access to your student's bus information
- Improved alerts for late buses - more accurate & timely notifications
- Easier requests - communicate directly with Transportation anytime
- Advanced notice for any route time or bus stop changes
- Confirmation receipts for all communication with Transportation

Stay informed and experience a smoother school transportation process with Bus Planner!

Scan the QR code below to get started!



sjcsd.mybusplanner.com

BELL SCHEDULE

ARRIVAL	7:10AM; All students can enter the building. Students are tardy at 7:30AM
---------	---

MONDAY, TUESDAY, THURSDAY, FRIDAY	
1st	7:30 - 8:20 (50 mins)
2nd	8:25 - 9:10 (45 mins)
3rd	9:15 - 10:00 (45 mins)
4th, 5th, & Lunch	8TH GRADE LUNCH: 10:00 - 10:30 (30 mins) 4 th Period: 10:35 - 11:20 (45 mins) 5 th Period: 11:25 - 12:10 (45 mins)
	7TH GRADE 4 th Period: 10:05 - 10:50 (45 mins) LUNCH: 10:50 - 11:20 (30 mins) 5 th Period: 11:25 - 12:10 (45 mins)
	6TH GRADE 4 th Period: 10:05 - 10:50 (45 mins) 5 th Period: 10:55 - 11:40 (45 mins) LUNCH: 11:40 - 12:10 (30 mins)
6th	12:15 - 1:00 (45 mins)
7th	1:05 - 1:50 (45 mins)
DIMISSAL	1:50PM: Dismissal begins. Students will be dismissed by sections of the building.


WEDNESDAY (EARLY RELEASE)	
1st	7:30 - 8:15 (45 mins)
2nd	8:20 - 8:56 (36 mins)
3rd	9:01 - 9:37 (36 mins)
4th, 5th, & Lunch	8TH GRADE LUNCH: 9:37 - 10:07 (30 mins) 4 th Period: 10:12 - 10:48 (36 mins) 5 th Period: 10:53 - 11:29 (36 mins)
	7TH GRADE 4 th Period: 9:42 - 10:18 (36 mins) LUNCH: 10:18 - 10:48 (30 mins) 5 th Period: 10:53 - 11:29 (36 mins)
	6TH GRADE 4 th Period: 9:42 - 10:18 (36 mins) 5 th Period: 10:23 - 10:59 (36 mins) LUNCH: 10:59 - 11:29 (30 mins)
6th	11:34 - 12:10 (36 mins)
7th	12:15 - 12:50 (35 mins)
DIMISSAL	12:50PM: Dismissal begins. Students will be dismissed by sections of the building.

LUNCH

Lunch procedures will be explained and taught to students the first week of school.

Click here to find more details on lunches: <https://www-raider.stjohns.k12.fl.us/cafe/>

To deposit money into your student's lunch account, you will use PayPams. Click here to see the info: <https://paypams.com/>



RULES AND EXPECTATIONS

POLICIES

ELECTRONICS POLICY

Expectation: While on Switzerland Point Middle School property, cell phones and smartwatches will be turned off and put in a backpack. Smartwatches can ONLY be used for the date and time. Smart glasses are NOT allowed on campus at any time.



Students MAY NOT use cell phones, smartwatches, earbuds, or smart glasses when...

- In classrooms
- In bathrooms
- In hallways
- In the cafeteria
- In the gym or locker rooms
- In the clinic or any administrative area
- Taking summative or state testing

Students may use phones...

- On your school bus (if the driver allows)
- In your parent/guardian's vehicle

Failure to follow these expectations will result in device confiscation and a disciplinary consequence documented through PBIS.

1st Offense: Warning and device must be collected at dismissal from the Dean's office
 2nd Offense: Parent must pick up from the front office.
 3rd Offense: Demerit and technology plan with the Dean.

POSSESSION OF AN ELECTRONIC DEVICE DURING TESTING IS CHEATING, EVEN IF THE DEVICE IS NOT BEING ACCESSED.

Recording other students and teachers is strictly PROHIBITED.

DRESS CODE POLICY

Expectation: Student clothing choices are both respectful of the school community and are appropriate for an educational environment.

Dress Code Standards:

- Clothing must come on from one strap to the other, down to mid-thigh with shoulder straps.
- Examples of Violations:
 - Garments worn on the upper half of the body that are low cut and revealing
 - Tube top
 - Undergarments (do not count as strap)
 - Shirts short enough to expose midriff
 - Stegging pants (pants should be worn around the waist)
 - Garments worn on the lower half of the body must not be shorter than mid-thigh or have holes exposing skin above mid-thigh
- See-through or mesh garments must be worn with opaque clothing over it or underneath that meets the standard for clothing coverage.
- Shoes must be worn at all times and should be safe for travel around campus.
- Headgear (i.e. hat) is not permitted, this includes, but is not limited to, hoodies pulled up covering ears.
- No clothing or accessory advertising alcohol, drugs, weapons, nudity, profanity, etc.

Students who violate the dress code will be provided with a Switzerland Point t-shirt, shorts or leggings to wear, so they may attend class. T-shirt, shorts, or leggings must be returned to receive personal clothing item(s) back.

Violations (per semester)

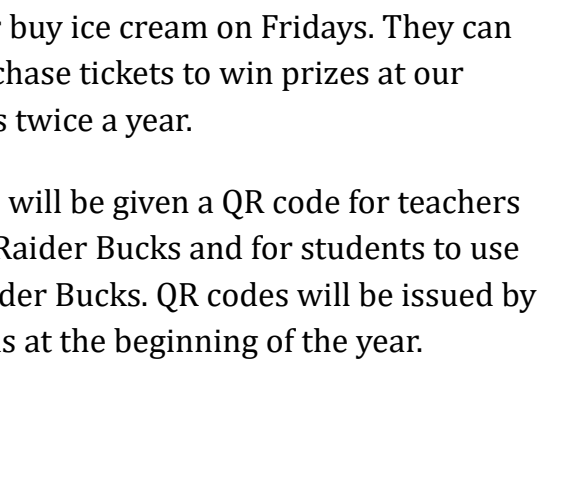
- 1st Offense: Warning
- 2nd Offense: Warning
- 3rd Offense: Lunch Detention
- 4th Offense: 1 Lunch Detention
- 5th Offense: ISS (2 days)

DEAN'S OFFICE

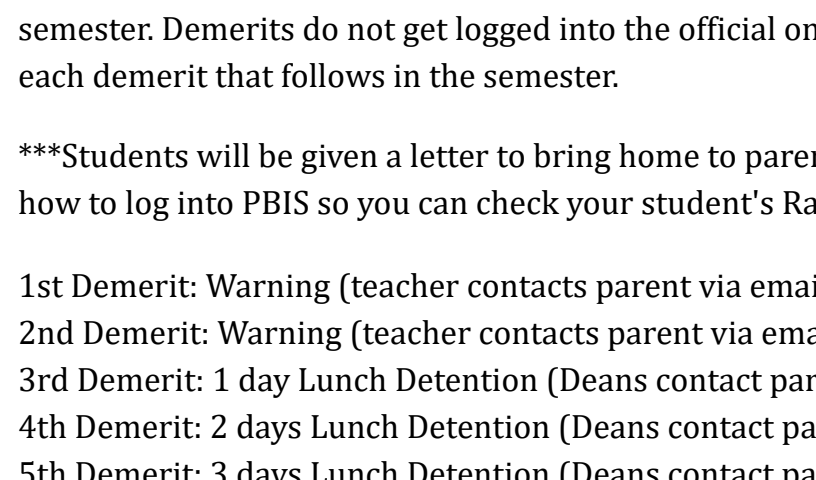
HELLO FROM THE DEAN'S OFFICE!

What does our Dean do?

- Set and teach behavior expectations.
- Enforce positive behaviors.
- Issue consequences for violations against the Code of Conduct.
- Communicate with parents if concerns arise.
- Collaborate with school counselors and teachers to assist with personal or academic concerns.
- Work with the Resource Officer to ensure student safety.
- Advocate for students.
- Use restorative discipline strategies to encourage reflection on behaviors and learning from mistakes.



CODE OF CONDUCT & PBIS



Please see the SJCS D Student Code of Conduct [here](#).

The Code of Conduct has information regarding SJCS D Guiding Principles, student rights and responsibilities, attendance, school health, and discipline.

On July 18, a Parent Square Form will be going out for Parents/Students to Acknowledge the Code of Conduct.

St. Johns County School District
Student Code of Conduct
2026-2027

PBIS - Positive Behavior Intervention System

SPMS uses PBIS to reward students for their positive behavior. Students can earn "RAIDER BUCKS" to use at the Raider Store to purchase prizes or buy ice cream on Fridays. They can also purchase tickets to win prizes at our drawings twice a year.

Students will be given a QR code for teachers to issue Raider Bucks and for students to use their Raider Bucks. QR codes will be issued by the Deans at the beginning of the year.

Demerits

Demerits may be issued for any behavior that does not follow our school rules or the code of conduct. The use of demerits is a way to give students opportunities to learn appropriate behavior. At the beginning of every year, students are informed of school expectations. If a behavior does not meet these expectations or follow the student code of conduct, they will be issued a demerit. Multiple demerits can warrant lunch detention, ISS, or OSS (out of school suspension). Demerits are a way to show grace to students as we teach the behavior expectations. They are formal warnings that do not initially result in consequences. A consequence is issued once a student accumulates 3 demerits throughout the semester. Demerits will reset at the end of the first semester. Demerits do not get logged into the official online records system (HAC) until the 3rd demerit and each demerit that follows in the semester.

***Students will be given a letter to bring home to parents at the beginning of the year. This letter will explain how to log into PBIS so you can check your student's Raider Buck rewards and demerits.

- 1st Demerit: Warning (teacher contacts parent via email)
- 2nd Demerit: Warning (teacher contacts parent via email)
- 3rd Demerit: 1 day Lunch Detention (Deans contact parent)
- 4th Demerit: 2 days Lunch Detention (Deans contact parent)
- 5th Demerit: 3 days Lunch Detention (Deans contact parent)
- 6th Demerit: 1 day ISS (Deans contact parent)
- 7th Demerit: 2 days ISS (Deans contact parent)
- 8th Demerit or more: May result in ISS or OSS (Deans contact parent)

End-of-Year Reward Trips

- At the end of the year, students can attend a field trip as a reward for their behavior.
- Students who earn ISS or OSS during 2nd semester, or commit a Level 4 offense during the entire school year, will NOT BE ELIGIBLE to participate in the grade-level reward trip. Please see Section 5, Levels of Discipline, on page 31 in our Student Code of Conduct for examples of Level 4 offenses.
- Students with 15 or more unexcused absences during the school year will NOT BE ELIGIBLE for the trip.
- Students must have passed all courses 1st semester and be passing all classes up until the day of the trip.
- For 8th grade students, these behavior requirements also apply to the 8th grade formal dance.
- Once a reward trip has been paid for, we will be unable to give refunds or transfer the reservation to another student's name.

FORTIFYFL

RAIDER EXPECTATIONS

We Are **RESPECTFUL RESPONSIBLE** And **SAFE**

It's a great day to be a RAIDER!

FORTIFYFL
SUSPICIOUS ACTIVITY REPORTING APP

FortifyFL is a suspicious activity reporting tool that allows you to instantly relay information to appropriate law enforcement agencies and school officials.

#FORTIFYFL
[GET FORTIFYFL.COM](https://www.fortifyfl.com)